

Statistics - The Finland Arbitration Institute

[➤ arbitration.fi/en/resources/statistics](https://arbitration.fi/en/resources/statistics)

Statistics

On this page you can find the statistics published by the FAI.

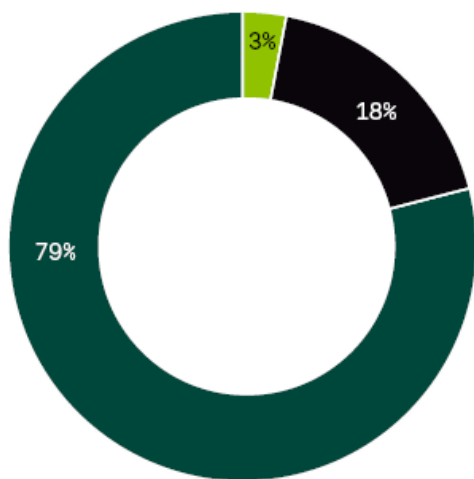
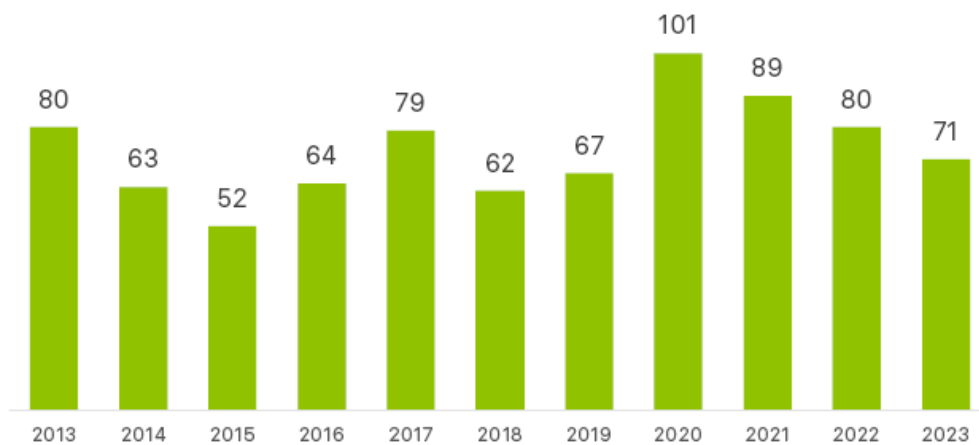
Statistics 2023

Requests 2023

Requests 2023		
Number of Requests	71	
Cases under the Arbitration Rules	56	79%
Cases under the Expedited Rules	13	18%
Appointment of arbitrators to ad hoc cases	2	3%
Mediation	–	
Requests for consolidation of arbitrations	1	
Requests for joinder	–	
Composition of the Arbitral Tribunal		
Sole arbitrator		85,9%
Three arbitrators		15,5%
Percentage of female arbitrators appointed by the FAI		38,9%
Finnish / international arbitration		
Finnish arbitration		64,8%
International arbitration		35,2%
Language of the arbitration		
Finnish		59,1%
English		31%
Not agreed upon		9,9%
Applicable law		
Finnish		94,4%
Other		1,4%
Not agreed upon		4,2%
Duration of cases		
Median duration of arbitrations under the Arbitration Rules		8,4 months
Median duration of arbitrations under the Arbitration Rules, in cases where a final award was rendered		8,9 months
Median duration of arbitrations under the Expedited Rules		3 months
Median duration of arbitrations under the Expedited Rules, in cases where a final award was rendered		3,1 months
Referral of the arbitration to be conducted under the Expedited Rules (Art. 10 of the Arbitration Rules)		7
Referral of the arbitration to be conducted under the Arbitration Rules (Art. 10 of the Expedited Rules)		1

Number of cases 2013–2023

pcs



Type of cases

- Ad hoc
- Expedited Rules
- Arbitration Rules

Subject Matter of Dispute

Subject Matter of Dispute	%
Sale and Purchase Agreement	25,35%
Shareholder Agreement	23,94%
Construction Agreement	12,68%
Delivery Agreement	5,63%
Lease Agreement	5,63%
Joint Venture/Partnership/Franchising/ Cooperation Agreement	4,23%
Agent/Distributorship Agreement	2,82%
Consultancy/Assignment Agreement	2,82%
Insurance Agreement	2,82%
Service Agreement	2,82%
Other	2,82%
Director/Employment Agreement	1,41%
Energy	1,41%
Letter of Intent	1,41%
Non-Disclosure Agreement	1,41%
Real Estate Purchase Agreement	1,41%
Subcontracting Agreement	1,41%

Nationality of the Parties

Country	As Claimant	As Respondent	Total Number
Austria	1		1
Belarus		1	1
Brazil		1	1
Denmark		2	2
Estonia	2		2
Finland	80	70	150
France		1	1
Germany	1	1	2
Ireland	1		1
Italy	1		1
Luxembourg		1	1
The Netherlands	1	2	3
Norway	1		1
Republic of Korea		1	1
Russia	2	1	3
Spain		1	1
Sweden		3	3
United Kingdom	1		1
United States	1	2	3
Uruguay	1	1	2
20	93	88	181

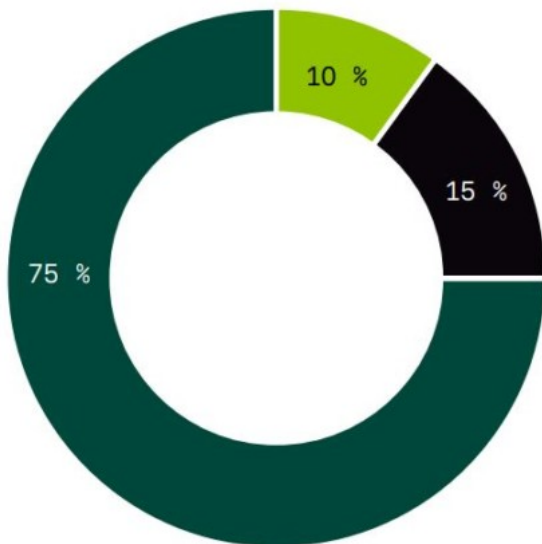
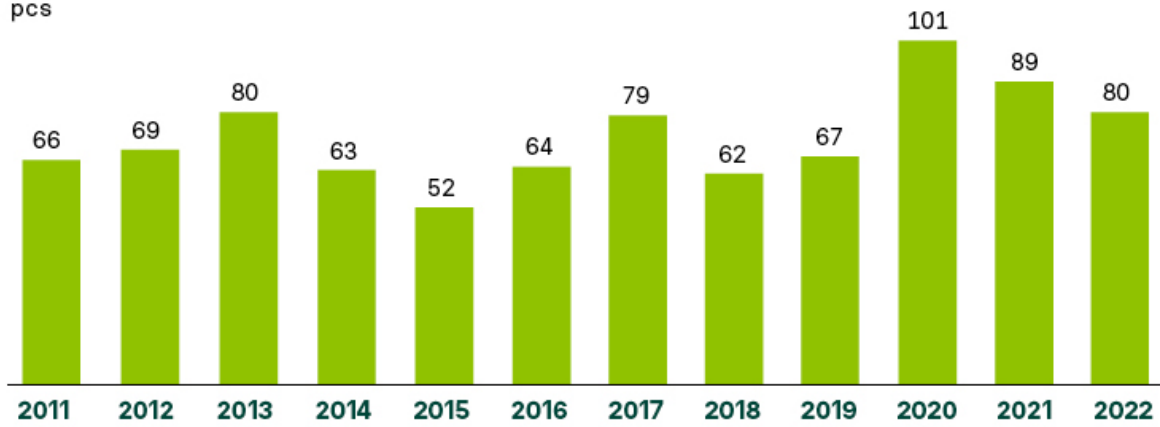
Statistics 2022

Requests 2022

Requests 2022		
Number of Requests	80	
Cases under the Arbitration Rules	60	75 %
Cases under the Expedited Rules	12	15 %
Appointment of arbitrators to ad hoc cases	8	10 %
Mediation	–	
Requests for consolidation of arbitrations	4	
Requests for joinder	0	
Composition of the Arbitral Tribunal		
Sole arbitrator		77 %
Three arbitrators		23 %
Percentage of female arbitrators appointed by the FAI		32,3 %
Finnish / International arbitration		
Finnish arbitration		62,5 %
International arbitration		37,5 %
Language of the arbitration		
Finnish		58,8 %
English		31,3 %
Swedish		1,3 %
Not agreed upon		8,7 %
Applicable law		
Finnish		90 %
Swedish		1,3 %
Other		3,7 %
Not agreed upon		5,0 %
Duration of cases		
Median duration of arbitrations under the Arbitration Rules		8,3 months
Median duration of arbitrations under the Expedited Rules		5,4 months
Referral of the arbitration to be conducted under the Expedited Rules (Art. 10 of the Arbitration Rules)		1
Referral of the arbitration to be conducted under the Arbitration Rules (Art. 10 of the Expedited Rules)		3

Number of cases 2011–2022

pcs



Type of cases

- Ad hoc
- Expedited Rules
- Arbitration Rules

Subject Matter of Dispute

Subject Matter of Dispute	%
Sale and Purchase Agreement	28 %
Shareholder Agreement	10 %
Construction Agreement	8 %
IT/IP Agreement	7,5 %
Director/Employment Agreement	6,3 %
Service Agreement	6,3 %
Agent/Distributorship Agreement	5 %
Banking/Financial Agreement	5 %
Lease Agreement	5 %
Real Estate Purchase Agreement	5 %
Other	2,8 %
Consultancy/Assignment Agreement	2,5 %
Joint Venture/Partnership/Franchising/ Cooperation Agreement	2,5 %
Non-Disclosure Agreement	2,5 %
Delivery Agreement	1,3 %
Insurance Agreement	1,3 %
Investment Agreement	1,3 %

Nationality of the Parties

Country	As Claimant	As Respondent	Total Number
Croatia	1	1	2
Czech republic		1	1
Denmark	1		1
Estonia	2	3	5
Faroe Islands		1	1
Finland	88	80	168
France		1	1
Germany	1		1
Hong Kong		2	2
India		1	1
Lithuania	2		2
Luxembourg		1	1
Mauritania		1	1
Netherlands	2	1	3
Norway	2	2	4
Poland	1		1
Russia	3		3
Sweden	6	2	8
Thailand		1	1
United Kingdom	1		1
20	110	98	208

Download the FAI statistics here

pdf
406 KB

FAI Statistics 2023

fai-statistics-2023.pdf

[Download pdf](#) [Open pdf](#)
pdf
73 KB

FAI Statistics 2022

fai_statistics-2022-final.pdf

[Download pdf](#) [Open pdf](#)
pdf
95 KB

tilastot.pdf

[Download pdf](#) [Open pdf](#)